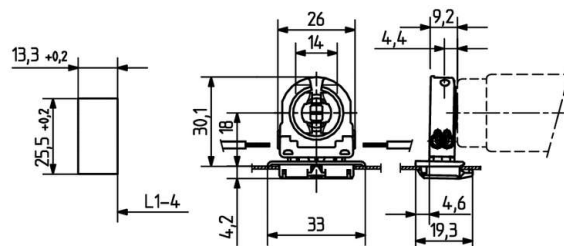


 Create pdf

## Lampholders and starter holders

26.308.1118

G13 Push in lampholders



L1-4: Recommended dimension - The distance between the cut-outs and the tolerance should be governed by the dimensions of the respective lamps and luminaires.

colour	pkg.	wt.	part no.
white	500	8 g	26.308.1118.50

Approval: additional cULus (660W /600V)







Wiring: side entry wiring

Lamp centre: 18 mm  
Snap in foot 25.5 x 13.3 mm

Housing: PC

Rotor: PBT

- With snap in foot and closed base, IP 40. With foot gasket IP 50.
- A pair of lampholders provides a lamp length tolerance compensation of 3 mm

T 130	Tm110	U out 500 V					 18 AWG 0.5 -1.0 mm <sup>2</sup>	 0.5 - 1.1
-------	-------	----------------	---	---	--	---	---	--

Document generated on: Fr, 3. February 2017 - 11:31